



MDT Push Button Lite 55 1/2-fold

Version		
BE-TAL5501.01	Push Button Lite 55	1-fold, White glossy finish, Version NEUTRAL
BE-TAL55T1.01	Push Button Lite 55	1-fold, White glossy finish, Version NEUTRAL, with temperature sensor
BE-TAL5501.A1	Push Button Lite 55	1-fold, White glossy finish, Version UP/DOWN symbol
BE-TAL5501.B1	Push Button Lite 55	1-fold, White glossy finish, Version I/O symbol
BE-TAL55T1.B1	Push Button Lite 55	1-fold, White glossy finish, Version I/O symbol, with temperature sensor
BE-TAL5502.01	Push Button Lite 55	2-fold, White glossy finish, Version NEUTRAL
BE-TAL55T2.01	Push Button Lite 55	2-fold, White glossy finish, Version NEUTRAL, with temperature sensor
BE-TAL5502.A1	Push Button Lite 55	2-fold, White glossy finish, Version UP/DOWN symbol
BE-TAL5502.B1	Push Button Lite 55	2-fold, White glossy finish, Version I/O symbol
BE-TAL55T2.B1	Push Button Lite 55	2-fold, White glossy finish, Version I/O symbol, with temperature sensor
BE-TAL5502.C1	Push Button Lite 55	2-fold, White glossy finish, Version UP/DOWN (Left) and I/O symbol (Right)
BE-TAL55T2.C2	Push Button Lite 55	2-fold, White glossy finish, Version UP/DOWN (L) and I/O symbol (R), temp.-sensor
BE-TAL5502.D1	Push Button Lite 55	2-fold, White glossy finish, Version UP/DOWN (Right) and I/O symbol (Left)
BE-TAL55T2.D2	Push Button Lite 55	2-fold, White glossy finish, Version UP/DOWN (R) and I/O symbol (L), temp.-sensor


BE-TAL55T1.B1



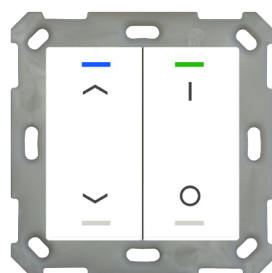
BE-TAL5501.A1



BE-TAL55T2.B1



BE-TAL55T2.C1



- Production in Germany, certified according to ISO 9001
- **Comprehensive application**
- Fits 55 systems/ranges:
 - GIRA Standard 55, E2, Event, Esprit
 - BERKER S1, B3, B7
 - JUNG A 500, A PLUS, A CREATION, AS 500, A550, A FLOW
 - MERTEN 1M, M-Smart, M-Plan, M-Pure
- Push Buttons can be programmed for 1 or 2 button operation
- 1 and 2 button operation for switching, dimming, shutters, values
- Changing of values/scenes with up to 4 values
- Operation with short/long button push and 2 objects
- **Innovative group control with long/extra long button press**
- **New multi touch function, sends up to 4 values/DPTs on the same or different objects**
- **Two RGBW status LEDs per button pair**
- **LED brightness controllable via day/night or brightness object**
- 4 logic blocks
- Integrated bus coupling unit
- 3 years warranty

The MDT Push Button Lite 55 releases KNX telegrams after pressing the buttons, 1 or 2 button operation can be programmed. Each button has 2 RGBW status LEDs, which can be controlled with internal or external objects. The LED brightness is controllable via day/night or brightness object.

In addition to switching, dimming, blinds, scenes or sending values, a lot more functions are available. The Push Button Lite 55 has 4 integrated logic blocks.

The Push Button Lite 55 has an innovative group function with long/extra long button press. For example, with a long press of a button, a shutter can move normally UP and DOWN, while the extra long button press moves the entire blind group of the room.

With the new multi touch function up to 4 values/datapoints can be send to one ore more objects. With a single button different light groups can be switched, e.g. 1 x tap is ceiling light, 2 x tap is wall light etc.

The Push Button Lite 55 is a flush mounted device for fixed installations in dry rooms. For project design and commissioning of the MDT Push Button Lite 55 it is recommended to use the ETS. Please download the application software at www.mdt.de/downloads.html

Technical Data	BE-TAL5501.x1	BE-TAL55T1.x1	BE-TAL5502.x1	BE-TAL55T2.x1
Number of push button pairs/ push buttons	1/2	1/2	2/4	2/4
Measurement range temperature	--	--	0 to + 40°C	0 to + 40°C
Specification KNX interface	TP-256	TP-256	TP-256	TP-256
Available application software	ETS 4/5	ETS 4/5	ETS 4/5	ETS 4/5
Permitted wire gauge				
KNX busconnection terminal	0,8mm Ø, solid core	0,8mm Ø, solid core	0,8mm Ø, solid core	0,8mm Ø, solid core
Power supply	KNX bus	KNX bus	KNX bus	KNX bus
Power consumption KNX bus typ.	< 0,5W	< 0,5W	< 0,5W	< 0,5W
Operation temperature range	0 to + 45°C	0 to + 45°C	0 to + 45°C	0 to + 45°C
Enclosure	IP 20	IP 20	IP 20	IP 20
Dimensions (W x H x D)	55mm x 55mm x 25mm	55mm x 55mm x 25mm	55mm x 55mm x 25mm	55mm x 55mm x 25mm

Exemplary circuit diagram BE-TAL55xx.x1

