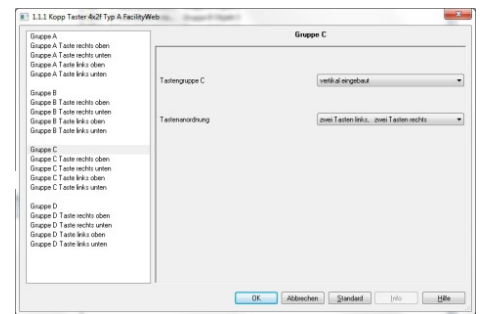
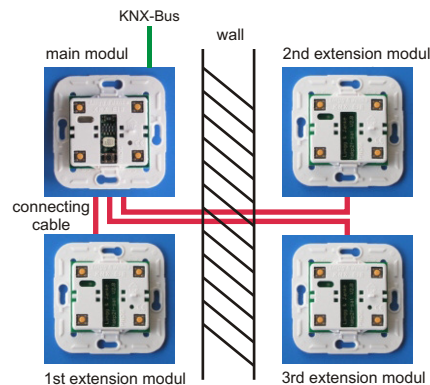



KNX IP-Switches

FacilityWeb



Lingg & Janke's FacilityWeb technology is characterized by its integrated KNX communication via HTTP and FTP. With this type of communication, each KNX bus device has its own homepage identified by its specific physical address and the IP address of the network coupler having the role of a link. KNX IP switches act as virtual switches through a web browser, Vista Sidebar or mobile devices. All pushbutton and switch functions can be activated via the IP network. This principle allows easy-to-implement visualization of feedback switching states.


The range of KNX IP switches presented by Lingg & Janke comprises a main module and an extension module, each offering 4 pushbutton switches. Each module can be configured to provide rocker switch actions or single-key pushbutton actions. The extension modules are connected by means of prefabricated ribbon cables of different lengths of up to 50 cm.

Up to three extension modules open out the functional range of the KNX IP switch main module. As many as 16 switching functions can thus be implemented without great expense, using just one bus coupling unit.

The switching rockers are available in the color arctic-white and with laser-engraved labeling. All KNX IP switching modules are offered with a single or double rocker unit. Lingg & Janke KNX IP switches are compatible with the Kopp Design HK05 switch range and can thus be freely combined with these devices.

In the ETS application software, you always go through the same steps when setting the module parameters, be it the main module or the extension module. For every module you decide whether the switch function is to be implemented by a rocker switch action or a single-key pushbutton action. The switch action itself can be an ON/OFF or dimmer operation, louvre blinds or scenario control, or a value setting function.

push button modules



main modul

- 4 button main modul with integrated bus coupling unit for connecting up to 3 extension modules
- with Facility Web functionality (in connection with NK-FW via Webbrowser)

extension modul

- 4 button extension modul without bus coupling unit
- including connecting cable
 - 20cm --> 2-gang switch box
 - 27cm --> 3-gang switch box
 - 35cm --> 4-gang switch box
 - 50cm --> for opposite wall mounting

- replacement connecting cables


rocker units

- All modules can accommodate single or double rocker units.
- All modules may have rocker switch action or single-key pushbutton action.
- All rocker units are available in the color arctic-white with or without laser-engraved labeling.

- KNX IP-Switches are compatible with KOPP Design HK05

Typ	Order-No.	Pg
main modul		
TAKP2f-BCU-FW	87800	2
extension modul		
TAKP2f-SAT-20	87801	2
TAKP2f-SAT-27	87802	2
TAKP2f-SAT-35	87803	2
TAKP2f-SAT-50	87804	2
connecting cables:		
VBK-20cm	87805	2
VBK-27cm	87806	2
VBK-35cm	87807	2
VBK-50cm	87808	2
replacement connecting cables		
rocker units		
single rocker units:		
FL-1	87810	2
FL-1-L (label for light)	87811	2
FL-1-J (label for shutter)	87812	2
double rocker units:		
FL-2	87813	2
FL-2-L (label for light)	87814	2
FL-2-J (label for shutter)	87815	2

std. module inserts



module inserts 10AX, 250V~

	Typ	Order-No.	Pg
◦ rocker switch change over	503600006	86006	3
◦ rocker switch 2 pole on/off	503200004	86002	3
◦ rocker switch intermediate	503700009	86007	3
◦ rocker switch change over illuminated	504600007	86016	3
◦ rocker switch series	503500003	86005	3
◦ rocker push button (NO)	504300008	86031	3
◦ glow lamp for rocker switch change over, 2 pole on/off, intermediate and rocker push button (NO), not suitable for rocker switch series	324300044	86010	3

rockers



rockers arctic-white

◦ rockers without lens	334602004	86100	3
◦ rockers with lens	334693008	86101	3
◦ rockers without lens (series)	334402008	86102	3
◦ rockers with labeling field	334202002	86103	3
◦ blank plate with centre plate	334302005	86104	3
◦ centre plate for aerial socket 2-hole (TV/Radio)	334902003	86105	3
◦ centre plate for aerial socket 3-hole (TV/Radio/SAT)	335002007	86106	3
◦ centre plate for TAE socket outlet	326002001	86107	3
◦ centre plate for FCC /IAE/Telekom ISDN socket outlet	326102004	86108	3


SCHUKO socket outlets



SCHUKO socket outlet 16A, 250V~ arctic-white

◦ SCHUKO socket outlet	923502001	86110	3
◦ SCHUKO socket outlet with child protection	920602001	86111	3
◦ SCHUKO socket outlet with hinged cover	920802007	86112	3
◦ SCHUKO socket outlet with overvoltage protection (max. 3600 W), arctic-white	921002516	86113	3
◦ SCHUKO socket outlet with overvoltage protection (max. 3600 W), red	921012018	86114	3

frames



frame arctic-white

◦ for vertical and horizontal mounting			
◦ 1-gang	308402001	86121	3
◦ 2-gang	308502004	86122	3
◦ 3-gang	308602007	86123	3
◦ 4-gang	308702000	86124	3
◦ 5-gang	308302008	86125	3